

Guide for online participation at Norsk Hydro ASA's Annual General Meeting May 6, 2021

Norsk Hydro ASA will hold the Annual General Meeting on May 6, 2021 at 10:00 a.m. as a digital meeting, where you get the opportunity to participate online with your PC, phone or tablet. Below is a description of how to participate online. Instead of participating online, you have the opportunity to vote in advance or give a proxy before the meeting. See the meeting notice for further details for advance voting and how to submit a power of attorney.

By attending online, you will be able to listen to a live webcast of the meeting, submit questions relating to the items on the agenda and cast your votes on each item on the agenda. Secure identification of shareholders is done by using the unique reference number and PIN code assigned to each shareholder for Norsk Hydro ASA's AGM by the Norwegian Central Securities Depository (In Norwegian either "Verdipapirsentralen" or "VPS") for this online AGM meeting. The use of reference number and PIN code is shareowner's responsibility.

There is no pre-registration for attending online, but you **must be logged in before the meeting starts**. The following pages provide a brief guide on how to access, participate and submit your votes at the online General Meeting.

Shareholders who do not find their reference number and PIN code for access or have other technical questions are welcome to call DNB Registrars Department on + 47 23 26 80 20 (between 08:00-15:30 CEST), or send an e-mail to genf@dnb.no

How to access the online Annual General Meeting

STEP 1

To attend the online AGM, you need access to the Lumi solution by doing either of the following:

- a) **Use the Lumi AGM app:** Download the Lumi AGM app from the Apple App Store or Google Play Store by searching for Lumi AGM, or
- b) **Visit <https://web.lumiagm.com>:**

Go to the Lumi AGM website
<https://web.lumiagm.com>

You will need the latest versions of Chrome, Safari, Internet Explorer 11, Edge or Firefox. Ensure your browser is compatible.

STEP 2

Once you have either downloaded the **Lumi AGM app** or entered <https://web.lumiagm.com> into your web browser, you'll be asked to enter the following **meeting ID** and click **Join**

Meeting ID: 193-378-331

Or use this link:
<https://web.lumiagm.com/193378331>
and you will go straight to Step 3

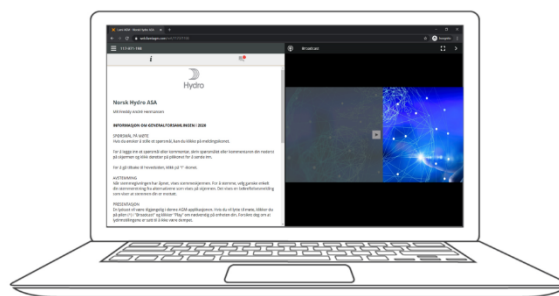
STEP 3

You will then be required to enter your ID:

- a) **Reference number from VPS for the Norsk Hydro ASA AGM and**
- b) **PIN code from VPS for the Norsk Hydro ASA AGM**

Login opens one hour before the meeting starts.

When successfully authenticated, the info screen will be displayed. Here you can follow the AGM, find information from the company and submit questions relating to the items on the agenda.



How to receive your reference number and PIN code


All shareholders registered in the VPS are assigned their own unique reference and PIN code for use in the AGM, available to each shareholder through VPS Investor Services: Access VPS Investor Services select Corporate Actions, General Meeting. Click on the ISIN and you find your reference number (Ref.nr.) and PIN code.

All VPS registered shareholders may access VPS Investor Services through www.vps.no or internet bank. Contact your VPS account operator if you do not have access.

Shareholders who have not selected electronic corporate messages in investor Services will receive their reference number and PIN code by post together with the meeting notice from the company (on the form for voting and proxy).

Nominee registered shareholders: Shares held through nominee accounts must be transferred to a segregated VPS account registered in the name of the shareholder to have voting rights in the General Meeting. Once shares are transferred to the segregated VPS account, a reference number and PIN code are assigned to this account. Please contact your custodian for further information and/or instructions on obtaining your reference number and PIN code for nominee registered shares.

How to vote

When the AGM starts, all items will be open for voting. Items are closed as the general meeting deals with them. By clicking on the polling icon  on the screen you will access the agenda items and voting choices will be displayed.

To vote, simply select your voting direction from the options shown on screen: FOR, AGAINST, ABSTAIN. A confirmation message will appear confirming that your vote has been received.

For - Vote received

To change your vote, simply select another voting direction. If you wish to cancel your vote, press Cancel.


You can change or cancel your vote until the chairperson closes the relevant voting on the specific resolution. Your last choice before the voting is closed will be final and cannot be changed.

If you have voted in advance, or given voting instructions to the chair of the Corporate Assembly, you will be able to override your choice of vote on the individual items when logging in. If you have given an open power of attorney, you will reclaim your voting rights by logging in, and must then remember to vote.



Questions to the Annual General Meeting

Questions or messages relating to the items on the agenda can be submitted by the shareholder or appointed proxy at any time during the AGM up until the chairperson closes each items session.

If you would like to ask a question relating to the items on the agenda, select the messaging icon .

Type your message in the message area. Once you have completed your message, click the Send button.

Questions submitted online will be moderated before being sent to the chairperson to avoid repetition and to remove any inappropriate language. All questions and messages will be presented with the full name and identity of the shareholder raising the question.

You are encouraged to send questions to ir@hydro.com prior to the AGM.

Downloads

Links will be available on the info screen. When you click on a link, the selected document will open in your browser.

Data usage for streaming the Annual General Meeting or downloading documents via the platform varies depending on individual use, the specific device being used (Android, iPhone, etc) and your network connection (3G, 4G).